

NC EDSS at 10



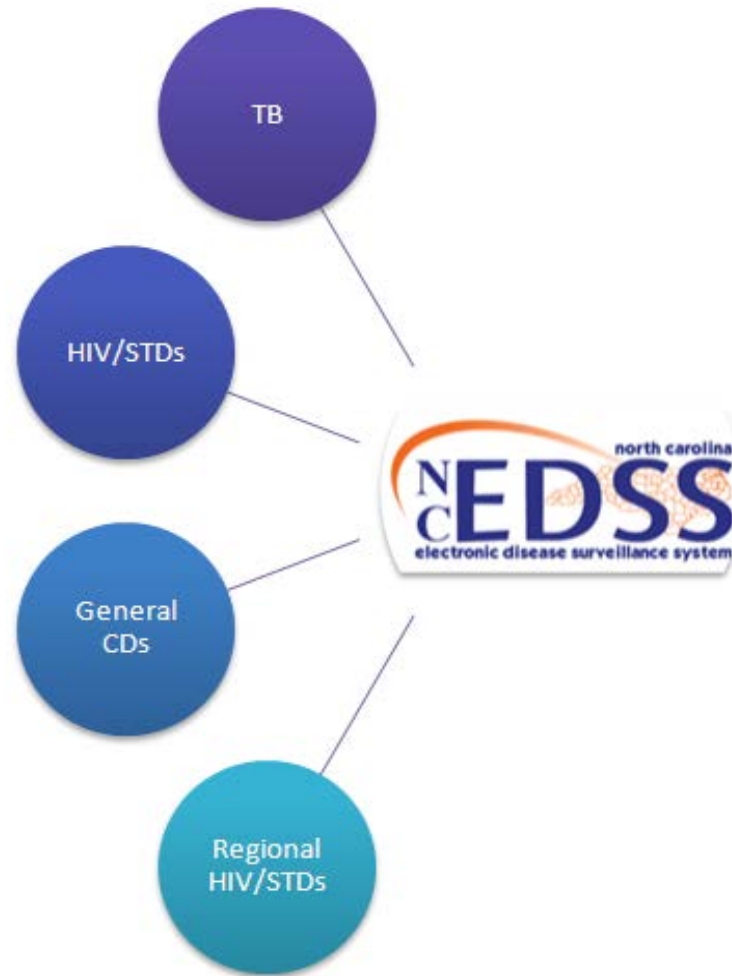


Future

Present

Past

The First 10 Years




Today

- All current and historic HIV/AIDS and syphilis cases and all related partner services data were successfully merged into NCEDSS.
- We now have general communicable disease data (since 1992), HIV/AIDS reports (since 1984), syphilis reports (since 1999) and partner services and case management data (since 1993) integrated on one platform.

Today



Data
Entry





Report

Today



Data
Entry



Report

Today

Monthly CD report – March 2014



General Communicable Diseases	Cases in March, 2014	Cases January - March, 2014	Average cases January - March, 2009-2013	Cases in 2013	Average cases per year, 2009-2013
Anthrax	0	0	0	0	0
Botulism ¹	0	0	0	0	1
Brucellosis	0	0	0	0	1
Campylobacter Infection	62	268	172	1,101	908
Cholera	0	0	0	0	0
Creutzfeldt-Jakob Disease	0	4	3	22	15
Cryptosporidiosis	11	48	26	126	117
Cyclosporiasis ²	0	2	0	0	1
Dengue	1	1	1	13	7
E. Coli 0157:H7/STEC Infection*	5	19	23	101	135
Ehrlichiosis ³	1	1	5	93	104
Encephalitis, Arboviral Other	0	0	0	0	0
Encephalitis, California group (e.g. Lacrosse)	0	0	1	13	52
Encephalitis, Eastern Equine	0	0	0	1	2

Future



Future

Maven 5.0 upgrade



JasperReports

DATA



ACTION