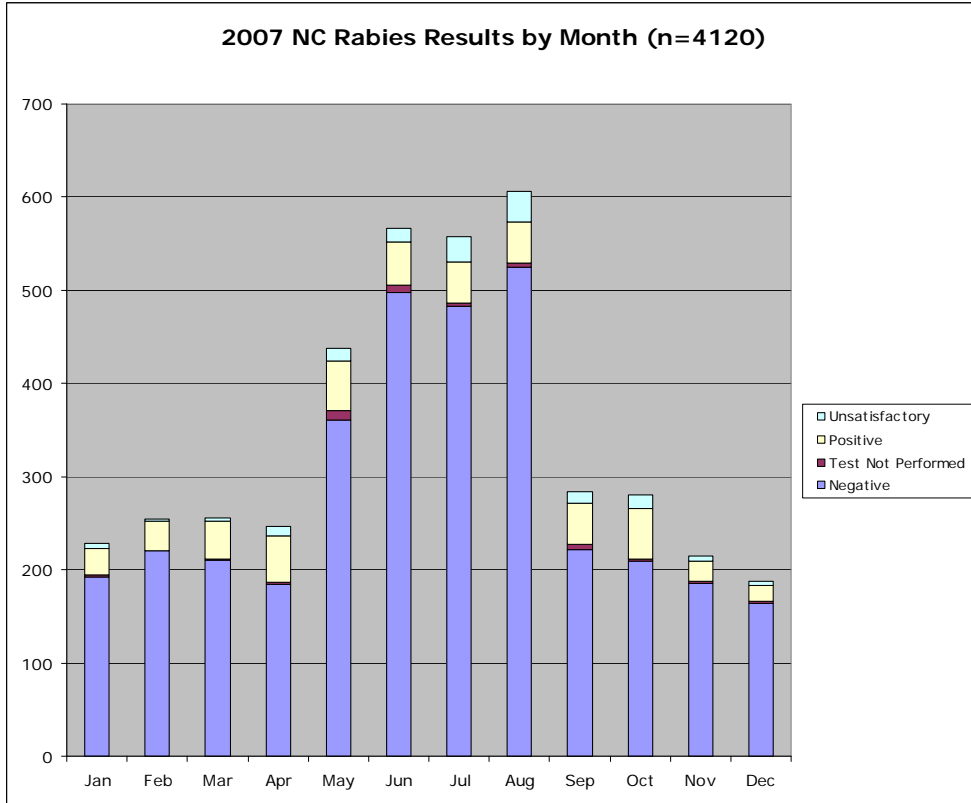
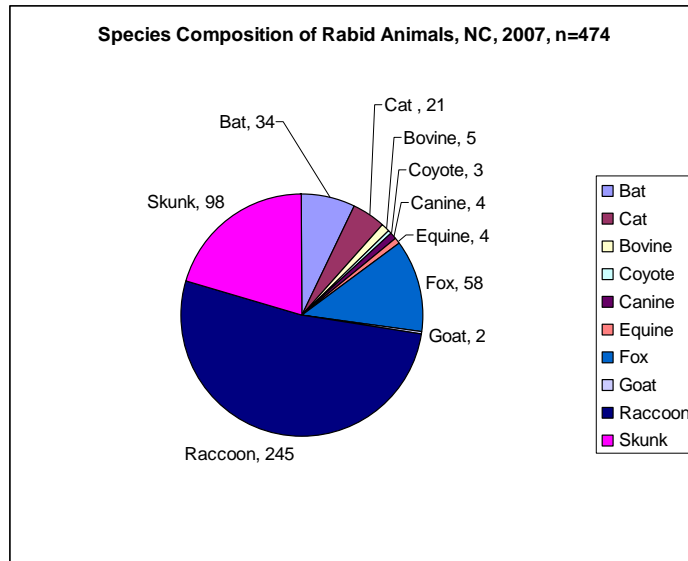


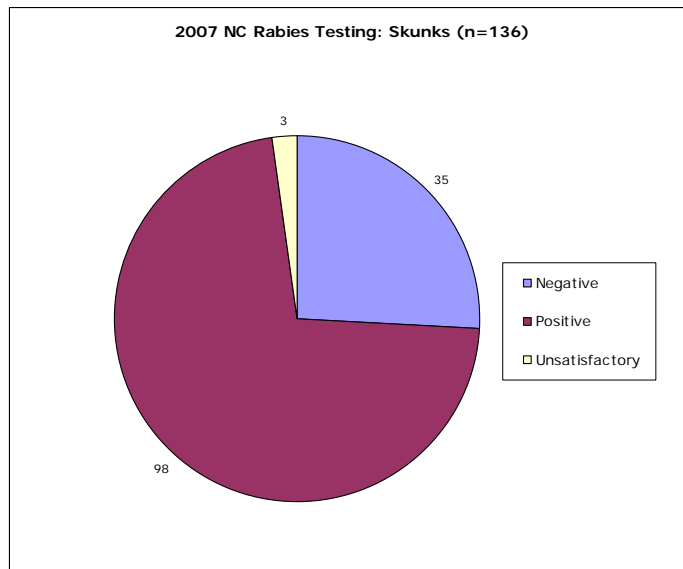
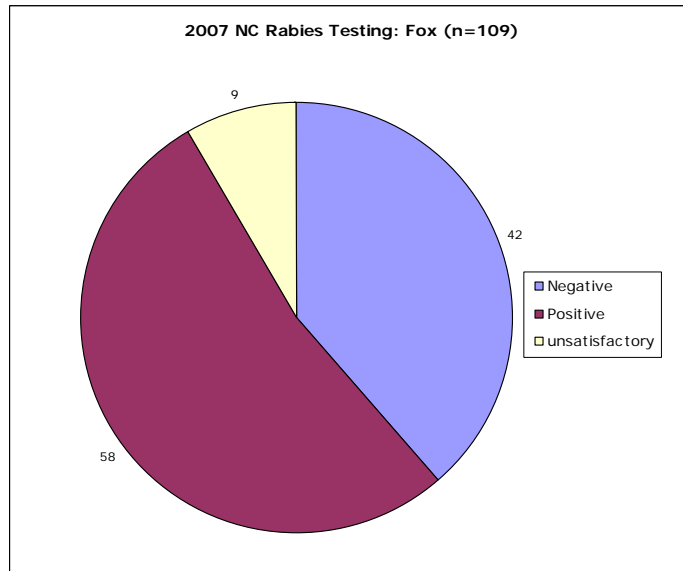
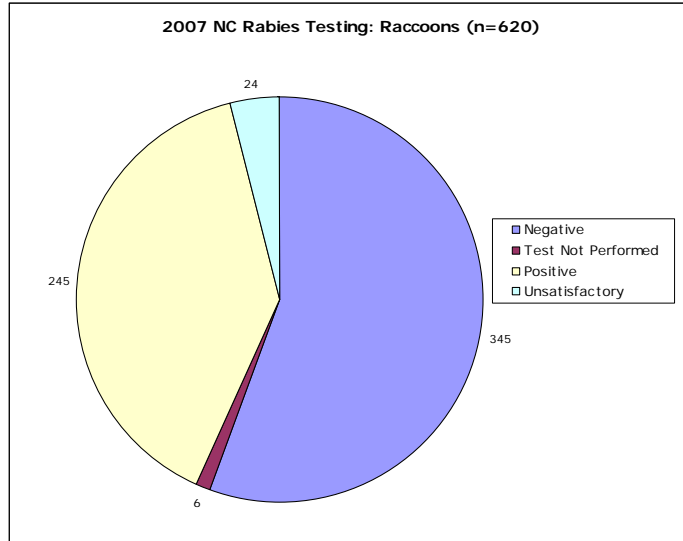
2007 North Carolina Rabies Report

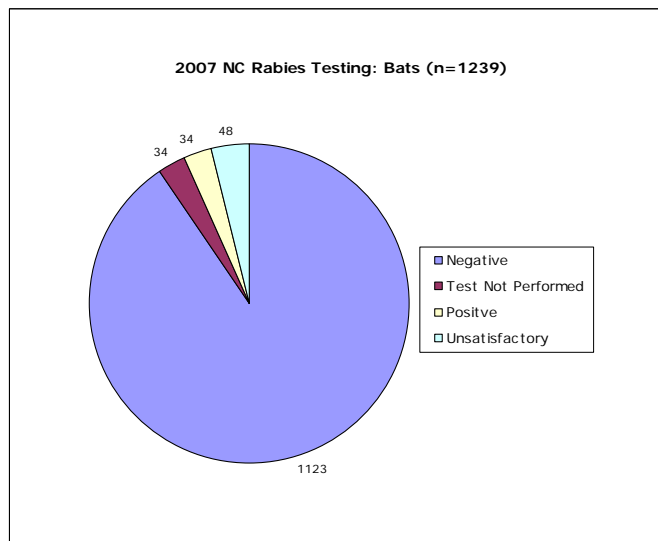
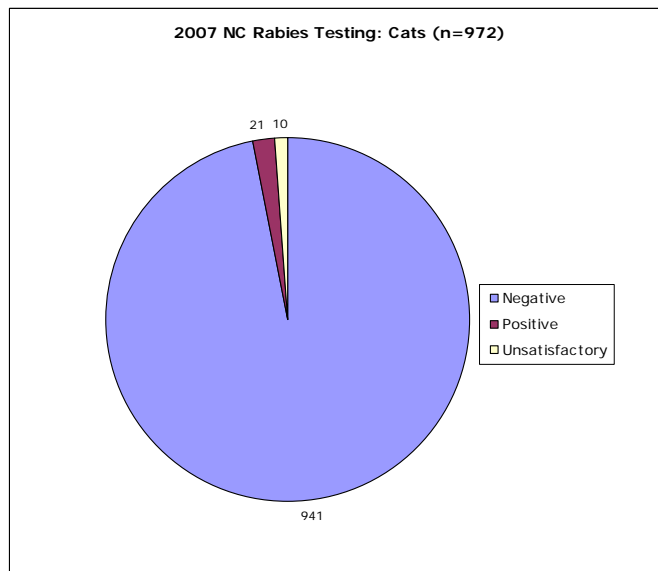
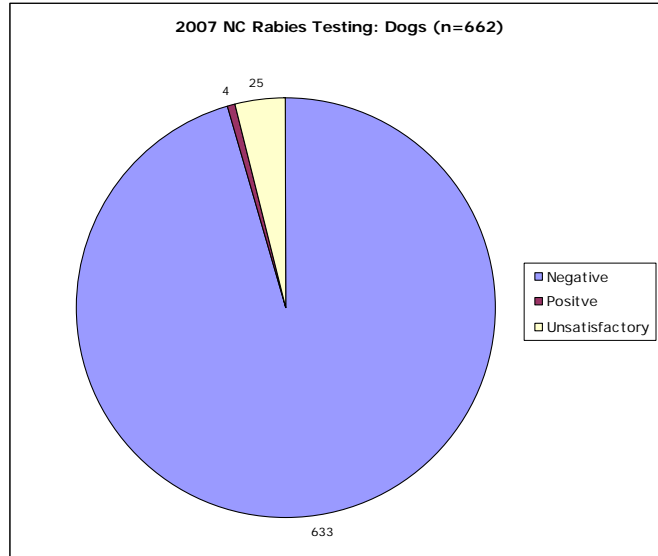
In 2007 North Carolina counties submitted 4120 animals for rabies diagnostic testing at the State Laboratory of Public Health in Raleigh. Of those submitted 474 (11.5%) were identified as positive. The chart below shows laboratory results based on total submissions by month.



The graphs below represent the distribution of animal types that were identified as rabid in 2007 and the proportion positive for select species.

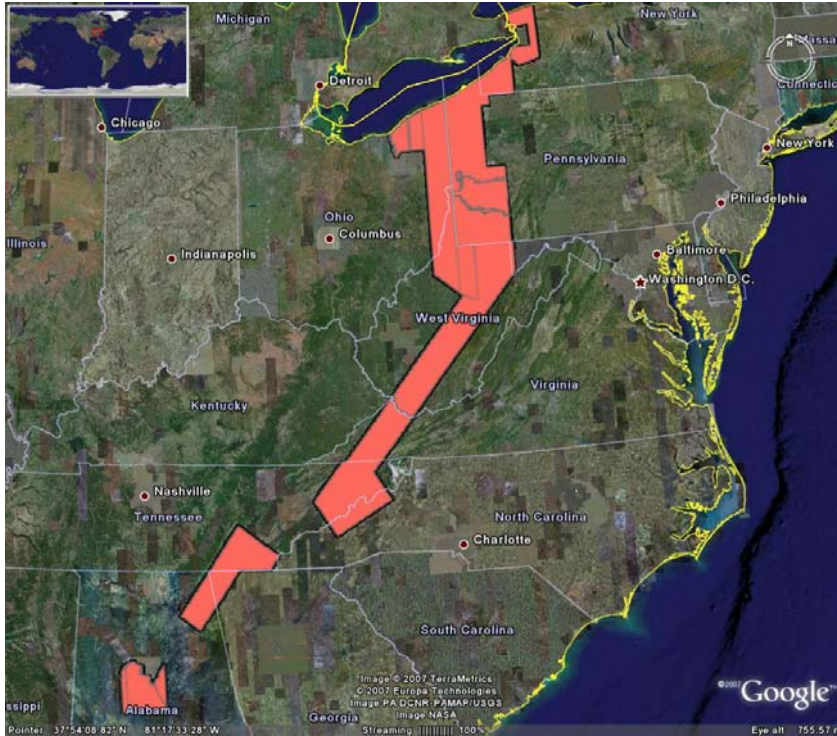






Oral Rabies Vaccination in North Carolina

Because raccoon rabies is transmitted very efficiently among raccoons, results in numerous spillover cases into non reservoir animals, and results in a tremendous public health cost, federal support for coordinated ORV in 1998 allowed for creation of cooperative programs in 15 states to *halt western expansion of raccoon rabies*. Below is a view of the extent of the federal Appalachian Ridge ORV project in 2007.



Counties in North Carolina are baited for the sole purpose of preventing rabid raccoons from migrating along river basins into Tennessee. With the exception of sporadic cases, Tennessee is free of the raccoon variant of rabies virus and must be kept that way in order to help control the public health cost of rabies, among other things.

Bait placement and distribution totals for 2007 are listed below. $2868 \text{ km}^2 = 64 \text{ baits/km}^2$

County	Fixed-Wing CS	Ground FMP	Total
Buncombe	7,472		7,472
Haywood	44,931		44,931
Jackson	1,229		1,229
Madison	75,448	1,690	77,138
Mitchell	15,668	150	15,818
Swain	9,593		9,593
Yancey	27,528	320	27,848
Total	181,869	2,160	184,029

County	Bat	Cat	Cow	Coyote	Dog	Equine	Fox	Goat	Raccoon	Skunk	Grand Total
Alamance	2								4		6
Alexander									3	5	8
Alleghany		1	2					2	2	1	8
Ashe									1	1	2
Beaufort									1		1
Bladen									3		3
Brunswick									2		2
Buncombe		1			1			1	5		8
Burke								1	2		3
Cabarrus						1	1		5	1	8
Caldwell									4	1	5
Camden		1									1
Carteret								1			1
Caswell	1								2	1	4
Catawba				1					4	5	10
Chatham	1							2	4	5	12
Cleveland		1					1	4	1	13	20
Columbus									1		1
Craven								1	1		2
Cumberland	2	1							4		7
Currituck									1		1
Davidson								2	5	2	9
Davie		1							1	4	6
Duplin		1					1	1	1		4
Durham									4		4
Forsyth	1							2	6	3	12
Franklin	1								3		4
Gaston								1	2	2	5
Granville	1										1
Guilford		4						4	13	2	23
Halifax									1	2	3
Henderson		1							6		7
Hoke									2		2
Iredell					1			1	1	8	11
Jones									1		1
Lenoir								2	1		3
Lincoln		1							2	1	4
Martin								1			1
Mecklenburg	2	1						1	18		22
Mitchell					1				17		18
Montgomery	1								1	1	3
Moore	3								9		12
Nash									2		2
New Hanover								1			2
Onslow					1				3		4

Count of AnimalType	AnimalType										
County	Bat	Cat	Cow	Coyote	Dog	Equine	Fox	Goat	Raccoon	Skunk	Grand Total
Orange	3				1		3		7	5	19
Pasquotank							1				1
Pender							2		1		3
Person	1								1	3	5
Pitt							1				1
Randolph	2	1					3		6		12
Rockingham									2	3	5
Rowan	2	1					2		12		17
Rutherford			1						1	1	3
Sampson		1			1		1		1		4
Scotland		2									2
Stanly	1								4	3	8
Stokes	1	1						3	3		8
Surry	2		1				6		6	3	18
Swain	1										1
Transylvania	2	1									3
Union							1		3		4
Vance									1	1	2
Wake	3						2		11		16
Watauga									2		2
Wayne							3		4		7
Wilkes	1						2		13	16	32
Yadkin							1		6	4	12
Yancey								1	11	1	13
Grand Total	34	21	5	3	4	4	58	2	245	98	474